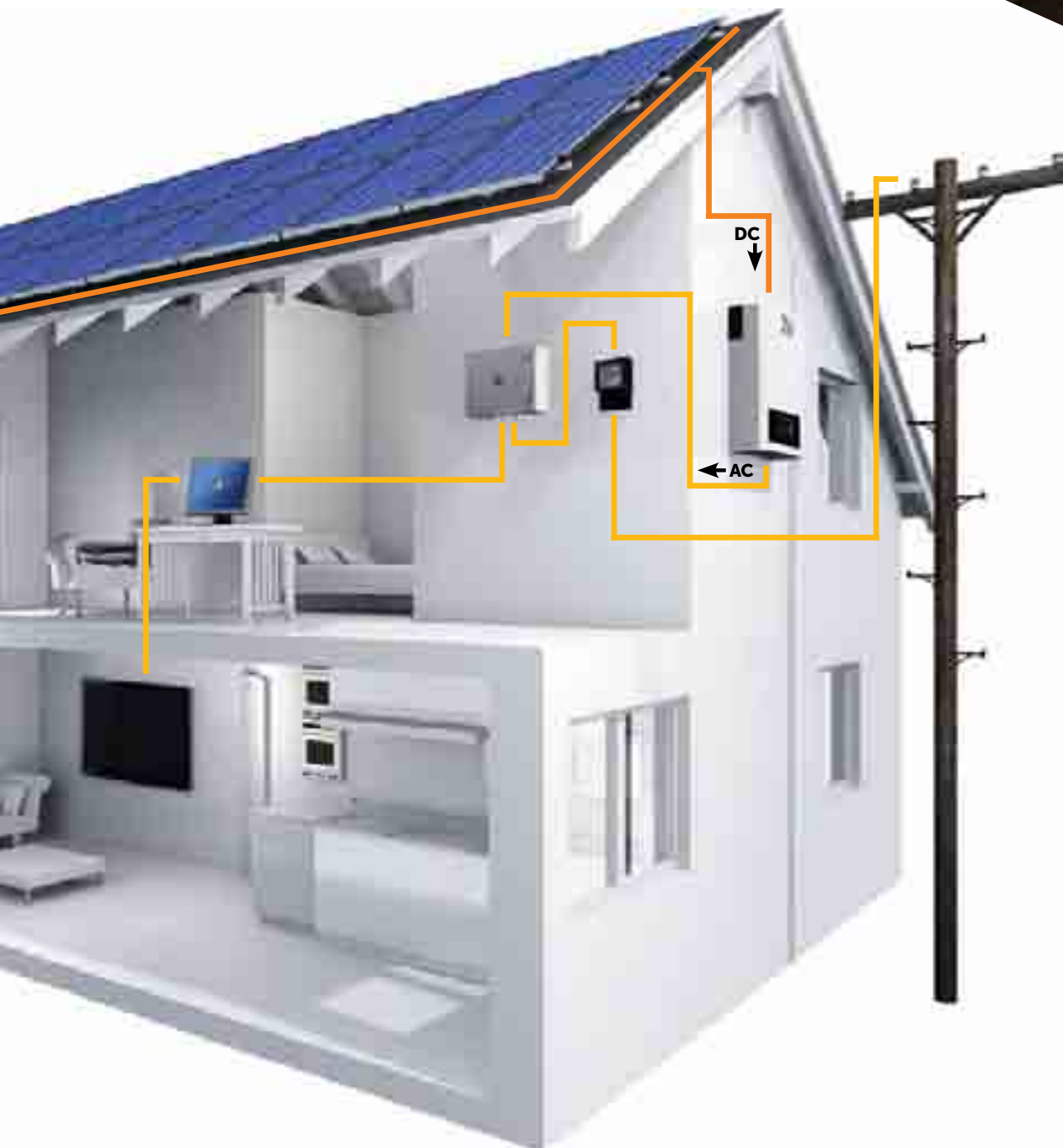




INVERTER SYSTEM
PRODUCT BROCHURE





THE SOLAX INVERTER

The solar inverter is a critical technological component that is the heart of any PV plant. A solar inverter, or PV inverter, converts the variable direct current (DC) output of a photovoltaic (PV) solar panel into a utility frequency alternating current (AC) that can be stored or fed into a commercial electrical grid, allowing the use of ordinary commercial appliances. At SolaX we are creating the inverters of tomorrow.





Our state-of-the-art facilities include an SMT machine, automatic plug in line and our TÜV testing laboratory.

ABOUT SOLAX POWER

A division of the Suntellite Group, our vision is to be a world leader in the development, production and sales of inverters that incorporate innovative technologies and state of the art capabilities, providing our customers the power to harvest nature's energy.

To create this technology we have employed more than 80 professors and senior engineers at our state of the art 240,000m² production facility, that boasts over USD\$20,000,000 of investment in professional equipment, including our SMT machine, automatic plug in line and our TÜV testing laboratory.

A company lead by innovation that is based on research, SolaX Power is proud to be affiliated with the Zhejiang University, currently ranked third amongst the best universities in China and home to the only national key silicon material laboratories in China's Silicon Valley.

With this level of investment and innovation, SolaX products are designed, tested and manufactured to the highest global standards. Proudly supported by 16 international offices with 24-hour, 7 days per week online service, our products are exported to 47 countries via 200 distribution channels. SolaX products come with international module certifications such as TÜV, CE, SAA, UL, MCS, ROHS and inverter certificates, VDE, SAA, EN50438, G83, G59, C10/11.

As a brand committed to the responsibility of "planting a greener future" for you and your family, we have built a world class production facility with a leading professional research and development team. Our commitment is to supply to our customers a more advanced, reliable, safer and cost-effective range of PV products and energy system solutions, that are engineered to meet the world's growing energy demands.





GREENER FUTURE
GLOBAL STANDARDS
INNOVATIVE TECHNOLOGIES

X1



SOLAX SOLAR INVERTER

SN-TL1500 / 2200 & SL-TL1500 / 2200 / 2800 / 3000

High efficiency and long time working

SINGLE PHASE

High performance

- MPPT efficiency up to 99.9%
- Maximum efficiency up to 97.6%
- Maximum DC input voltage of 580V
- Wide MPPT voltage range allows more energy harvesting

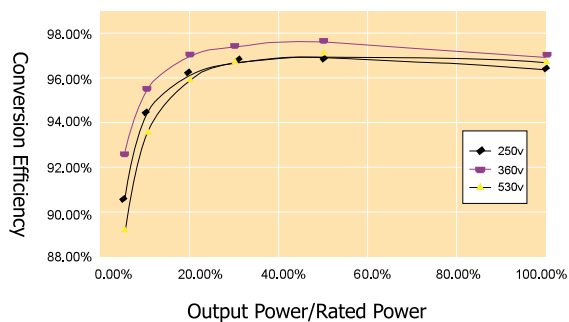
Flexibility and reliability

- Low turn-on and off voltage and longer working time
- Fanless, quiet and low maintenance
- High protection class IP65 (indoor/outdoor use)
- Multiple protections: RCD, isolation, over voltage, and earth protection, etc

User-friendly

- Multi-lingual display
- Backlight 16 x 2 characters LCD
- RS485, Bluetooth, WIFI and 3G (optional) communication for monitoring
- "Plug and play" connection for easy installation and maintenance

Efficiency Curve



Technical Data

Inverter Model	SN-TL1500	SN-TL2200	SL-TL1500	SL-TL2200	SL-TL2800	SL-TL3000
----------------	-----------	-----------	-----------	-----------	-----------	-----------

► Input (DC)

Max. recommended DC power [W]	1700	2300	1700	2300	3000	3200
Max. turn on DC voltage [V]	450	450	580	580	580	580
Max. input current [A]	10	12	10	12	13.8	15
MPPT voltage range [V]	125-450	125-450	125-530	125-530	125-530	125-530
Min. DC voltage /start voltage [V]	70/100	70/100	70/100	70/100	70/100	70/100
Number of MPP trackers /strings per MPP tracker	1/1	1/1	1/1	1/1	1/2	1/2

► Output (AC)

AC nominal power [W]	1500	2000	1500	2000	2600	3000
Max. AC power [W]	1650	2200	1650	2200	2800	3000
Nominal AC voltage; range [V]	220/230/240 ; 180-280					
AC grid frequency; range [Hz]	50/±5					
Max. AC current [A]	7.5	10	7.5	10	13	13.2
Power factor (Full load)	>0.99	>0.99	>0.99	>0.99	>0.99	>0.99
Total harmonic distortion (THD)	<3%	<3%	<3%	<3%	<3%	<3%

► Efficiency

MPPT efficiency	99.9%	99.9%	99.9%	99.9%	99.9%	99.9%
Euro-efficiency	95.5%	95.5%	96.5%	96.8%	96.9%	96.9%
Max. efficiency	96.5%	96.5%	97.4%	97.5%	97.6%	97.6%

► Power consumption

Input standby power [W]	3.5	3.5	3.5	3.5	3.5	3.5
Internal consumption (night) [W]	0	0	0	0	0	0

► Safety and protection

Internal overvoltage protection	YES
DC insulation monitoring	YES
Grid monitoring	YES
Earth fault current monitoring	YES
DC current monitoring	YES
Islanding protection	YES
RCD protection	YES

► Environment limits

Degree of protection	IP65
Operating temperature range [°C]	-20~60 (derating at 45)
Humidity [%]	0~95 (non-condensing)
Altitude [m]	2000
Storage temperature [°C]	-20~60
Noise emission (typical) [dB]	< 30

► Dimensions and weight

Dimensions (WxHxD)[mm]	376x437x143					
Weight [Kg]	16	16	16	16	16.5	16.5
Cooling concept	Convection					
Topology	Transformer-less					
Communication interfaces	RS485/RS232 (wifi optional)					
LCD display	Backlight, 16x2 character LCD					
Standard warranty [year]	5 (10 optional)					

► Connector

Input (DC)	Amphenol H4
Output (AC)	Weiland plug-in connector

X1



SOLAX SOLAR INVERTER

SL-TL3300T / 3600T / 4400T / 5000T

High efficiency and wider usage

SINGLE PHASE DUAL MPPT

High performance

- MPPT efficiency up to 99.9%
- Maximum efficiency up to 97.6%
- Maximum DC input voltage of 580V
- Dual MPP tracker and wide MPPT voltage range for more flexible
- Configuration and higher yield

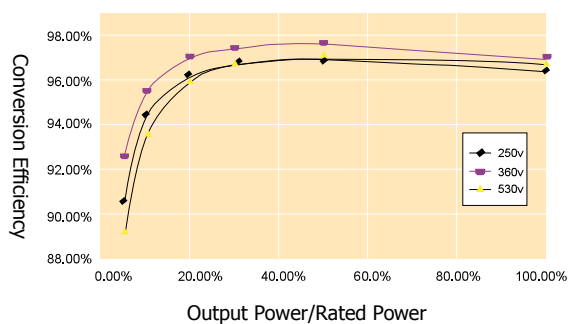
Flexibility and reliability

- Low turn-on and off voltage and longer working time
- Fanless, quiet and low maintenance
- High protection class IP65 (indoor/outdoor use)
- Multiple protections: RCD, isolation, over voltage, and earth protection, etc

User-friendly

- Multi-lingual display
- Backlight 16 x 2 characters LCD
- RS485, Bluetooth, WIFI and 3G (optional) communication for monitoring
- "Plug and play" connection for easy installation and maintenance

Efficiency Curve



Technical Data

Inverter Model	SL-TL3300T	SL-TL3600T	SL-TL4400T	SL-TL5000T
► Input (DC)				
Max. recommended DC power [W]	3480	4000	4580	5200
Max. turn on DC voltage [V]	580	580	580	580
Max. input current [A]	17/17	17/17	18/18	20/20
MPPT voltage range [V]	125-530	125-530	125-530	125-530
Min. DC voltage /start voltage [V]	70/100	70/100	70/100	70/100
Number of MPP trackers /strings per MPP tracker	2/A:1 B:1	2 / A:1 B:1	2/A:1 B:1	2/A:2 B:1
► Output (AC)				
AC nominal power [W]	3000	3680	4000	4600
Max. AC power [W]	3300	3680	4400	5000
Nominal AC voltage; range [V]	220/230/240; 180-280	207-264(G83/1)	220/230/240; 180-280	220/230/240; 180-280
AC grid frequency; range [Hz]	50/±5	47-50.5(G83/1)	50/±5	50/±5
Max. AC current [A]	15	16	20	23
Power factor (Full load)	>0.99	>0.99	>0.99	>0.99
Total harmonic distortion (THD)	<3%	<3%	<3%	<3%
► Efficiency				
MPPT efficiency	99.9%	99.9%	99.9%	99.9%
Euro-efficiency	97.1%	97.1%	97.2%	97.2%
Max. efficiency	97.6%	97.6%	97.6%	97.6%
► Power consumption				
Input standby power [W]	3.5	3.5	3.5	3.5
Internal consumption (night) [W]	0	0	0	0
► Safety and protection				
Internal overvoltage protection	YES			
DC insulation monitoring	YES			
Grid monitoring	YES			
Earth fault current monitoring	YES			
DC current monitoring	YES			
Islanding protection	YES			
RCD protection	YES			
► Environment limits				
Degree of protection	IP65			
Operating temperature range [°C]	-20~60 (derating at 45)			
Humidity [%]	0~95 (non-condensing)			
Altitude [m]	2000			
Storage temperature [°C]	-20~60			
Noise emission (typical) [dB]	< 30			
► Dimensions and weight				
Dimensions (WxHxD)[mm]	435x595x145			
Weight [Kg]	21.5	22	22	22
Cooling concept	Convection			
Topology	Transformer-less			
Communication interfaces	RS485/RS232 (wifi optional)			
LCD display	Backlight, 16x2 character LCD			
Standard warranty [year]	5 (10 optional)			
► Connector				
Input (DC)	Amphenol H4			
Output (AC)	Weiland plug-in connector			



X3



SOLAX SOLAR INVERTER

ZDNY-TL10000 / 12000 / 15000 / 17000

Optimised three phase inverter

THREE PHASE DUAL MPPT

High performance

- MPPT efficiency up to 99.9%
- Maximum efficiency up to 98.2%
- Maximum DC input voltage of 1000V
- Dual MPP tracker and wide MPPT voltage range for more flexible
- Configuration and higher yield

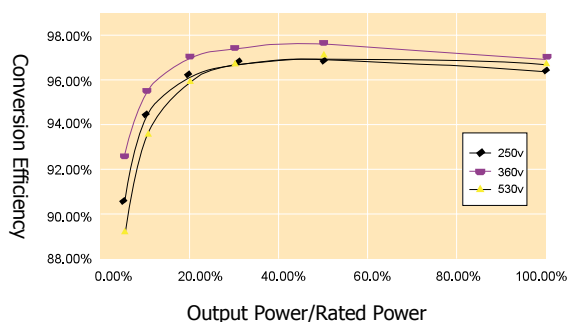
Flexibility and reliability

- Integrated DC switch
- OptiCool: temperature controlled fan
- High protection class IP65 (indoor/outdoor use)
- Multiple protections: RCD, isolation, over voltage, and earth protection, etc

User-friendly

- Multi-lingual display
- Graphic LCD display
- RS485, Bluetooth, WIFI and 3G (optional) communication for monitoring
- "Plug and play" connection for easy installation and maintenance

Efficiency Curve



Technical Data

Inverter Model	ZDNY-TL10000	ZDNY-TL12000	ZDNY-TL15000	ZDNY-TL17000
----------------	--------------	--------------	--------------	--------------

► Input (DC)

Max. recommended DC power [W]	10260	12300	15370	17420
Max. turn on DC voltage [V]	1000	1000	1000	1000
Max. input current [A]	A:22 /B:11	A:22 /B:11	A:22 /B:22	A:22 /B:22
MPPT voltage range [V]	320-800	380-800	350-800	400-800
Min. DC voltage /start voltage [V]	220/250	220/250	220/250	220/250
Number of MPP trackers /strings per MPP tracker	2/A:3 B:1	2/A:3 B:1	2/A:3 B:3	2/A:3 B:3

► Output (AC)

AC nominal power [W]	10000	12000	15000	17000
Max. AC power [W]	10000	12000	15000	17000
Nominal AC voltage; range [V]	3/N/PE 230/400; 160-280			
AC grid frequency; range [Hz]	50; 44-55			
Max. AC current [A]	16	20	24	25
Power factor (Full load)	0.9 overexcited...0.9 underexcited			
Total harmonic distortion (THD)	<3%	<3%	<3%	<3%

► Efficiency

MPPT efficiency	99.9%	99.9%	99.9%	99.9%
Euro-efficiency	97.6%	97.6%	97.6%	97.6%
Max. efficiency	98.2%	98.2%	98.2%	98.2%

► Power consumption

Input standby power [W]	<10	<10	<10	<10
Internal consumption (night) [W]	<1	<1	<1	<1

► Safety and protection

DC disconnect device	YES
Internal overvoltage protection	YES
DC current/insulation monitoring	YES/YES
Grid monitoring/Earth fault monitoring	YES/YES
Islanding protection	YES
RCD protection	YES
Protection class(IEC62103)/overvoltage category(IEC 60664-1)	I/III

► Environment limits

Degree of protection	IP65 (IP54 for fan)
Operating temperature range [°C]	-20~60 (derating at 45)
Humidity [%]	0~95 (non-condensing)
Altitude [m]	2000
Storage temperature [°C]	-20~60
Noise emission (typical) [dB]	< 50

► Dimensions and weight

Dimensions (WxHxD)[mm]	513x651.5x207			
Weight [Kg]	48	48	50.5	50.5
Cooling concept	OptiCool: temperature controlled fan			
Topology	transformer-less			
Communication interfaces	RS485/RS232/Dry contact (wifi optional)			
LCD display	Graphic LCD			
Standard warranty [year]	5 (10 optional)			

► Connector

Input (DC)	Amphenol H4
Output (AC)	Weiland plug-in connector



USE ENERGY, STORE IT, **OR FEED IT INTO THE GRID,** IT IS NOW POSSIBLE WITH X-HYBRID.

Remove your independence from traditional power providers considering the intelligent SolaX Hybrid Series with charger.

As we know, Solar panels generate the most energy during the day when the sun is shining and when you and your family tend to use the least energy or have the lowest consumption levels.

With ongoing increases in energy prices and the continual decrease of the feed-in-tariff, you must make the most out of your solar energy. Our X-Hybrid 'Self-use Energy Storage System' is the perfect solution to solve this problem and to get the most out of your solar energy both today and into the future. Our Hybrid solution makes it possible to utilise solar power time-independently by storing unused capacity. It converts and directs solar power to where it is needed, when it is needed.



SK-TL3000 / SK-TL3700 / SK-TL5000

Hybrid Ready Inverter

SK-TL3000 / SK-TL3700 / SK-TL5000

Prepare for energy independence by using this premium quality hybrid ready grid connect inverter. This unit gives you the opportunity to monitor property loads over time and evaluate your energy usage patterns. It can then be simply upgraded later to an energy storage system by adding 1-4 solax battery manager units and your battery bank.



SK-SU3000 / SK-SU3700 / SK-SU5000 WITH CHARGER

Self-Use Hybrid Inverter

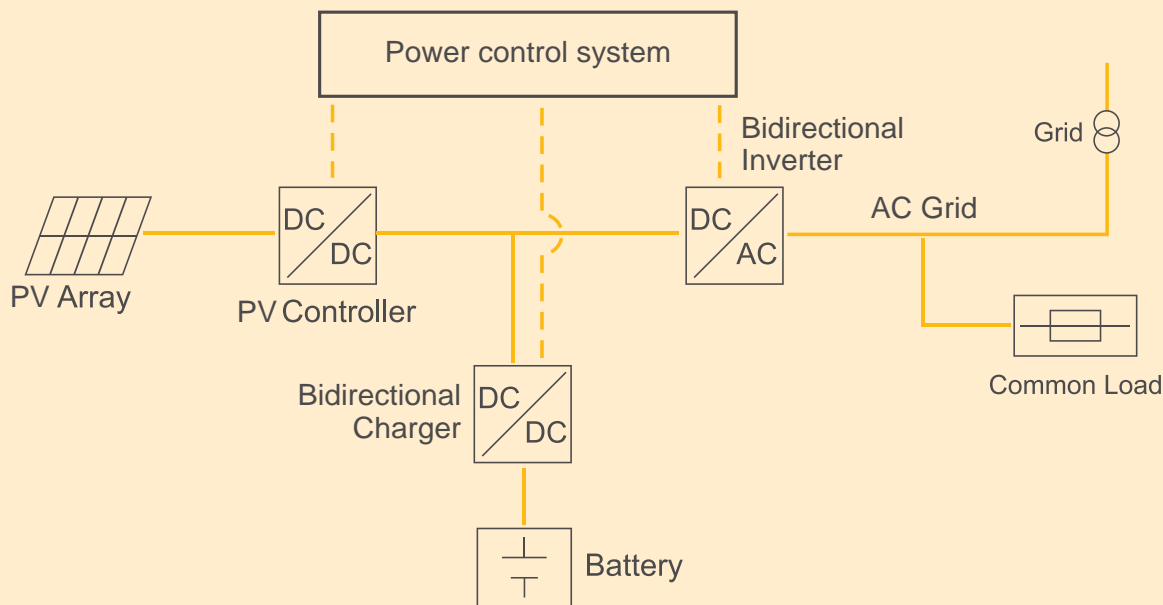
SK-SU3000 / SK-SU3700 / SK-SU5000

The SU series of hybrid inverter includes 1 built-in battery manager unit and solar MPPT. This unit is extremely flexible and can be simply upgraded to support multiple battery banks by adding additional battery manager units. This intelligent hybrid inverter provides a full solution for energy consumers to maximize the use of their generated solar energy to minimize their energy bills.

HYBRID WORKING THEORY

Sunbank Self-use Energy Storage System converts DC electricity generated by solar panels to AC electricity for grid and load to DC for the battery.

The electricity will be provided for load first, and the excessive electricity will be stored in the battery, after the battery is fully charged, the electricity will be fed into the grid.



X-HYBRID ADVANTAGES

COMPARED TO TRADITIONAL GRID-TIED SOLAR SYSTEM

- Save money on your power bills by increasing the proportion of self-use electricity generated by your solar system from 30% to more than 70%.
- Save money by becoming independent from ever increasing energy prices.
- Reduce stress on the grid by reducing your solar power feed.
- Manage property consumption and generation remotely via built-in CT & Wifi monitoring solution.

COMPARED TO OTHER BRANDS

Reliable

- European, American and Japanese made key components.

Efficient

- Highly effective solar power utilisation and long battery life by intelligent designed charging module.

User-friendly

- Intelligent man-machine interaction mode.

X-Hybrid Solar Inverter

MODEL	SK-TL3000	SK-TL3700	SK-TL5000
► Input (DC)			
Max. recommended DC power [W]	3300	4000	5000
Max. DC voltage[V]	550		
Nominal DC operating voltage[V]	360		
MPPT voltage range [V]	125-530		
Max. input current [A]	12/12	12/12	12/12
Max. short circuit current [A]	15/15	15/15	15/15
Number of MPP trackers	2	2	2
Strings per MPP tracker	1	1	1
► Output (AC)			
AC nominal power [W]	3000	3680	4600
Nominal AC voltage; range [V]	230VAC 50Hz; 180~270VAC		
AC nominal current [A]	13	16	20
Max. AC current [A]	14.4	16	22.1
Total harmonic distortion (THD)	<3%		
Power factor (rated power)	1		
Displacement Power Factor	0.9 overexcited...0.9 underexcited		
► Efficiency			
MPPT efficiency	99.9%	99.9%	99.9%
Euro-efficiency	97.0%	97.0%	97.0%
Max. efficiency	97.6%	97.6%	97.6%
Standby losses	<3W		
► Display			
LCD	Backlight 16*4 character		
Communication interfaces	Ethernet/Dry contact (wifi optional)		
LED light	4		
Button	4		
► Others			
DC switch	Integrated		
Max No. of supported External expansion	4		
Operating temperature range [°C]	-20~+50 (derating at 40)		
Storage stability range [°C]	-20~+60		
Altitude [m]	<2000		
Cooling concept	Forced airflow		
Noise emission (typical) [dB]	<40		
Humidity [%]	0~90 (non-condensing)		
Degree of protection	IP20 (for indoor use)		
Overvoltage category	III (electric supply side), II (PV side)		
EMC	IEC61000-6-1/2/3/4		
Topology	Transformer-less		
Warranty	Standard 5 years		
Dimensions (W / H / D) [mm]	635 x 520 x 150		
Weight [kg]	25		
Certificate	Germany, Australia,Belgium, Netherlands, Denmark, Austria		

POWER WHEN YOU NEED IT.

X-Hybrid Solar Inverter For Self-Use

MODEL	SK-SU3000	SK-SU3700	SK-SU5000
► Input (DC)			
Max. recommended DC power [W]	3300	4000	5000
Max. DC voltage[V]		550	
Nominal DC operating voltage[V]		360	
MPPT voltage range [V]		125-530	
Max. input current [A]	12/12	12/12	12/12
Max. short circuit current [A]	15/15	15/15	15/15
Number of MPP trackers	2	2	2
Strings per MPP tracker	1	1	1
► Output (AC)			
AC nominal power [W]	3000	3680	4600
Nominal AC voltage; range [V]	230VAC 50Hz; 180~270VAC		
AC nominal current [A]	13	16	20
Max. AC current [A]	14.4	16	22.1
Total harmonic distortion (THD)	<3%		
Power factor (rated power)	1		
Displacement Power Factor	0.95 overexcited...0.95 underexcited		

Table continued overleaf

X-Hybrid Solar Inverter For Self-Use (continued)

MODEL	SK-SU3000	SK-SU3700	SK-SU5000
► Battery Manager			
Battery type	Lead-acid battery/lithium battery		
Battery nominal voltage [V]	48		
Charger expansion	support up to 3 external expansions		
Max. charging current [A]	25~100 depends on No. of chargers		
Charging curve	3-stage adaptive with maintenance		
Over-current protection/Over-temperature protection	YES		
Communication interfaces	Can/RS232		
► Charge			
Max.power[W]	1300		
Max.charge current[A]	25		
Max.charge efficiency	93%		
Depth of discharge	80%(adjustable)		
► Discharge			
Max.power[W]	1300		
Max.discharge current[A]	25		
Max.discharge efficiency	93%		
► Efficiency			
MPPT efficiency	99.9%	99.9%	99.9%
Euro-efficiency	97.0%	97.0%	97.0%
Max. efficiency	97.6%	97.6%	97.6%
Standby losses	<3W		
► Display			
LCD	Backlight 16*4 character		
Communication interfaces	Ethernet/Dry contact (wifi optional)		
LED light	4		
Button	4		
► Others			
DC switch	Integrated		
Operating temperature range [°C]	-20~+50 (derating at 40)		
Storage stability range [°C]	-20~+60		
Altitude [m]	<2000		
Cooling concept	Forced airflow		
Noise emission (typical) [dB]	<40		
Humidity [%]	0~90 (non-condensing)		
Degree of protection	IP20 (for indoor use)		
Overvoltage category	III (electric supply side), II (PV side)		
EMC	IEC61000-6-1/2/3/4		
Topology	Transformer-less		
Warranty	Standard 5 years		
Dimensions (W / H / D) [mm]	635 x 520 x 150		
Weight [kg]	25		
Certificate	Germany, Australia,Belgium, Netherlands, Denmark, Austria		

X-Hybrid Battery Manager Unit

MODEL	SK-BMU1300
► Battery Manager	
Battery type	Lead-acid battery/lithium battery
Battery nominal voltage [V]	48
Charger expansion	support external expansion
Max. charging current [A]	25~100 depend on No. of chaeagers
Charging curve	3-stage adaptive with maintenance
Over-current protection/Over-temperature protection	YES
Communication interfaces	Can/RS232
► Charge	
Max.power[W]	1300
Max.charge current[A]	25
Max.charge efficiency	93%
Depth of discharge	80%(adjustable)
► Discharge	
Max.power[W]	1300
Max.discharge current[A]	25
Max.discharge efficiency	93%
► Others	
Operating temperature range [°C]	-20~+50 (derating at 40)
Storage stability range [°C]	-20~+60
Altitude [m]	<2000
Cooling concept	Forced airflow
Noise emission (typical) [dB]	<40
Humidity [%]	0~90 (non-condensing)
Degree of protection	IP20 (for indoor use)
EMC	IEC61000-6-1/2/3/4
Warranty	Standard 5 years
Dimensions (W / H / D) [mm]	200 x 520 x 150
Weight [kg]	10
Certificate	Germany, Australia,Belgium, Netherlands, Denmark, Austria



X-MONITORING SYSTEM

THEY CAN TALK!



COMMON FEATURES FOR ALL MONITORING SYSTEMS

- Remote monitoring via Suntellite Portal
- A variety of communication methods available, including Ethernet, WiFi, and 3G
- Quick installation and easy operation with "Plug & Play" function
- Storage of over 25 years
- Graphical display of PV system data on Suntellite Portal
- Operational failures can be detected rapidly and transmitted via email or SMS
- Report of collected data and performance can be sent via email regularly Free standard access to Suntellite Portal for the entire service life of the PV system

ZDNY-WE01-D

How it works

1. You install the X app onto your mobile devices.
2. Operating within a 50 meter radius, the X app will then search and connect to the X inverter.
3. Once connected you can then easily monitor the inverter data via our X app and your mobile device.

ZDNY-WE01-D	
► General	
Max. number of inverters	1-64
Inverter communication	RS485/422/232
Remote communication	WIFI(802.11b/g/n)Ethernet
Max. communication range	<1km
Data collection intervals	5 minutes(Default)/1-15 minutes(Optional)
Memory	SD Card/EEPROM(Optional)

WE MAKE IT SIMPLE



	ZDNY-WE01
► General	
Max. number of inverters	1-64
Inverter communication	RS485/422/232
Remote communication	WIFI(802.11b/g/n)/Ethernet
Max. communication range	<1km
Data collection intervals	5 minutes(Default)/1-15 minutes(Optional)
Memory	SD Card/EEPROM(Optional)

ZDNY-WE01

How it works

1. Our Inverters upload operational data to the Xcloud* via WIFI.
2. Xcloud collects and processes those data every 30 seconds.
3. You can then monitor the data by simply logging into a registered account via your PC, iPhone or Android device.

NO WIFI @ HOME? WE STILL HAVE 3G!



	ZDNY-G01
► General	
Max. number of inverters	1-64
Inverter communication	RS485/422/232
Remote communication	3G
Max. communication range	<1km
Data collection intervals	5 minutes(Default)/1-15 minutes(Optional)
Memory	SD Card/EEPROM(Optional)

ZDNY-G01

How it works

1. Our Inverters upload operational data to Xcloud* via a built-in 3G SIM card.
2. Xcloud collects and processes those data every 30 seconds.
3. You can then monitor the data by simply logging into a registered account via your PC, iPhone or Android device.

*Xcloud is the brand name for our SolaX Server



PRODUCT CERTIFICATES

CB

CE



Certificates	CE		Australia	UK		Germany		Greece	Belgium	France	Netherland	Czeche	Denmark	Slovenia	Bulgaria	Spain	Austria
Module	LVD	EMC	SAA	G83	G59	VDE0126	VDE4105	VDE0126	C10/11	UTE-15712	EN50438	EN50438	EN50438	EN50438	VDE0126	RD1699	OVE/ONORME 8001-4-712
SN-TL1500			✓														
SN-TL2200			✓														
SL-TL1500	✓	✓	✓	✓		✓		✓	✓	✓	✓	✓	✓				
SL-TL2200	✓	✓	✓	✓		✓		✓	✓	✓	✓	✓	✓				
SL-TL2500			✓														
SL-TL2800	✓	✓	✓	✓		✓		✓	✓	✓	✓	✓	✓				
SL-TL3000	✓	✓	✓	✓		✓		✓	✓	✓	✓	✓	✓				
SL-TL3300T	✓	✓	✓	✓		✓		✓	✓	✓	✓	✓	✓				
SL-TL3600T	✓	✓		✓		✓		✓	✓	✓	✓	✓	✓				
SL-TL4400T	✓	✓	✓	✓	✓	✓		✓	✓	✓	✓	✓					
SL-TL5000T	✓	✓	✓	✓	✓	✓		✓	✓	✓	✓	✓					
ZDNY-TL10000	✓	✓	✓		✓	✓	✓	✓	✓	✓	✓	✓	✓	✓	✓	✓	
ZDNY-TL12000	✓	✓	✓		✓	✓	✓	✓	✓	✓	✓	✓	✓	✓	✓	✓	
ZDNY-TL15000	✓	✓	✓		✓	✓	✓	✓	✓	✓	✓	✓	✓	✓	✓	✓	
ZDNY-TL17000	✓	✓	✓		✓	✓	✓	✓	✓	✓	✓	✓	✓	✓	✓	✓	
SK-TL3000	✓	✓	✓				✓		✓		✓		✓				✓
SK-TL3700	✓	✓	✓				✓		✓		✓		✓				✓
SK-TL5000	✓	✓	✓				✓		✓		✓		✓				✓
SK-SU3000	✓	✓	✓				✓		✓		✓		✓				✓
SK-SU3700	✓	✓	✓				✓		✓		✓		✓				✓
SK-SU5000	✓	✓	✓				✓		✓		✓		✓				✓
SK-BMU1300	✓	✓	✓				✓		✓		✓		✓				✓



AT SOLAX
WE ARE CREATING THE INVERTERS
OF TOMORROW



SOLAX POWER—DIVISION OF SUNTELLITE GROUP

Research & Development Centre: Hangzhou Zhe Jiang University

Address Building A, National University Science and Technology
Park of Zhejiang University.
525, Xixi Rd, Hangzhou, Zhejiang Province, China, 310007

Sales & Manufacture

Address 288, Shizhu Rd, Tonglu Economic Development Zone,
Dongxing District, Tonglu, Zhejiang Province, China, 311500

Tel +86(571)-58509376
Fax +86(571)-58509386
Email info@solaxpower.com

Copyright 2013 Suntellite. All rights reserved. Specifications subject to change without notice.

